

RED

OPTICUM[®]

**BEDIENUNGSANLEITUNG | USER MANUAL
INSTRUKCJA OBSŁUGI**



**OMS 56 PRO-TRQ
OMS 58 PRO-TRQ
OMS 512 PRO-TRQ
OMS 516 PRO-TRQ
OMS 524 PRO-TRQ
OMS 532 PRO-TRQ**

**OMS 96 PRO-TR
OMS 98 PRO-TR
OMS 912 PRO-TR
OMS 916 PRO-TR
OMS 924 PRO-TR
OMS 932 PRO-TR**

INFO ON THE SAYETY AND ASSEMBLY

The MS serves for the distribution of satellite and terrestrial TV and radio programs in the private sector. Observe all information in this manual. Any other use is considered improper and may result in property damage or personal injury. There is no liability for damages caused by improper use.



Info on the sayety and assembly

- Assembly and servicing should be carried out by electricians.
- Check the system for short circuits in the coaxial cables before starting up.
- Only install the system when it is not connected to the mains supply (230V).
- Mount the multiswitch...
 - on a non-flammable background (wall),
 - in a dust-free, dry environment,
 - in such a manner that it is protected from moisture, fumes,
 - splashing water and dampness,
 - somewhere protected from direct sunlight,
 - not within the immediate vicinity of heat sources,
- Make sure the input levels of the SAT stages are as equal as possible.
- Beware of short circuits!
- No liability is accepted for any damage caused by faulty connections
- or inappropriate handling.
- Observe the relevant standards, regulations and guidelines on the
- installation and operation of antenna systems.



Norms and standards

With the CE mark, the manufacturer declares that the product complies with the essential requirements and guidelines of the European regulations. These can be requested. All trademarks and registered trademarks are the property of their respective owners.



Protection insulation

This device has protection class II.
The power supply is double and high insulated.



Place for mounting

Use only dry rooms. This product is only designed for indoor use and should not come into contact with water or dust. To prevent overheating the power supply should not be covered when it is in use. The ambient temperature must not exceed 55 ° C. Only mount on a fire-proof area.



Grounding and equipotential bonding

In accordance with EN 50083-1 / VDE 0855, the local safety regulations must be observed when installing a satellite reception system.



Disposal

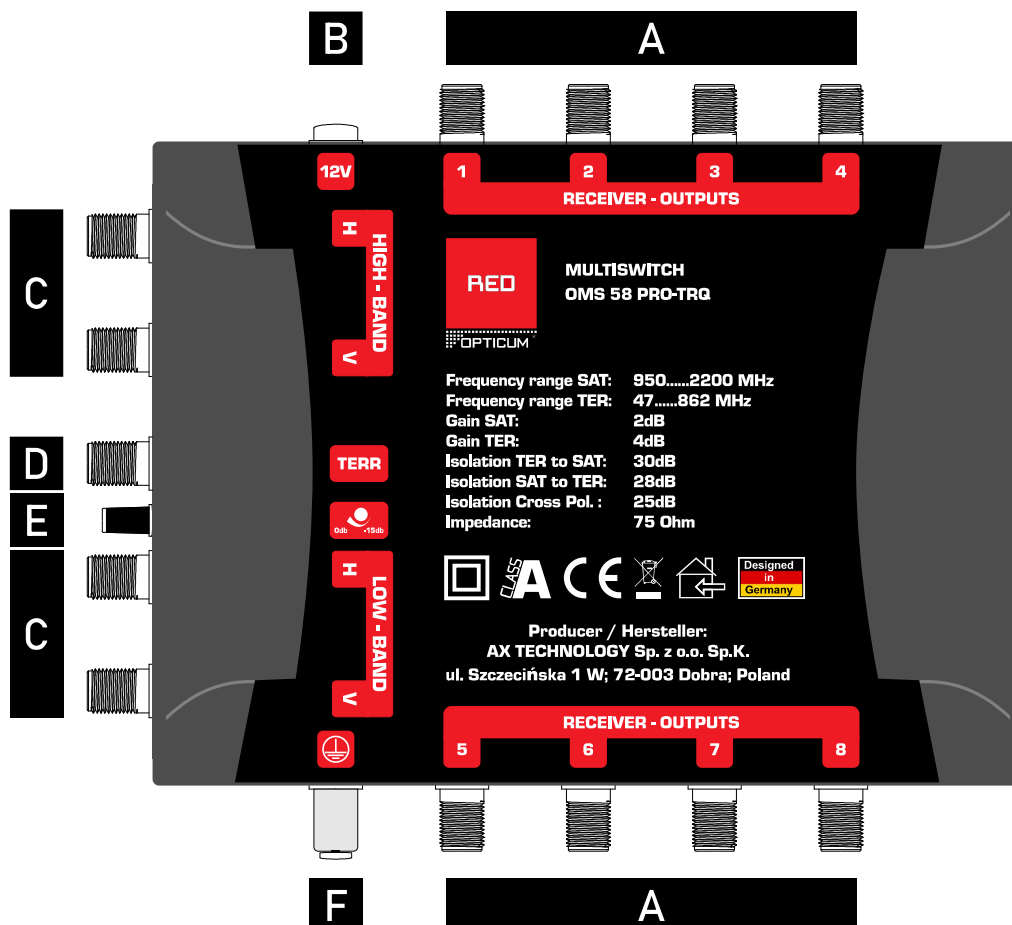
Electronic equipment is not domestic waste - it must be disposed of properly in accordance with directive 2002/96/EC OF THE EUROPEAN PARLIAMENT AND THE COUNCIL dated 27th January 2003 concerning used electrical and electronic appliances. At the end of its service life, take this device for disposal at a designated public collection point.

CONNECTION EXPLANATION ON MULTISWITCH

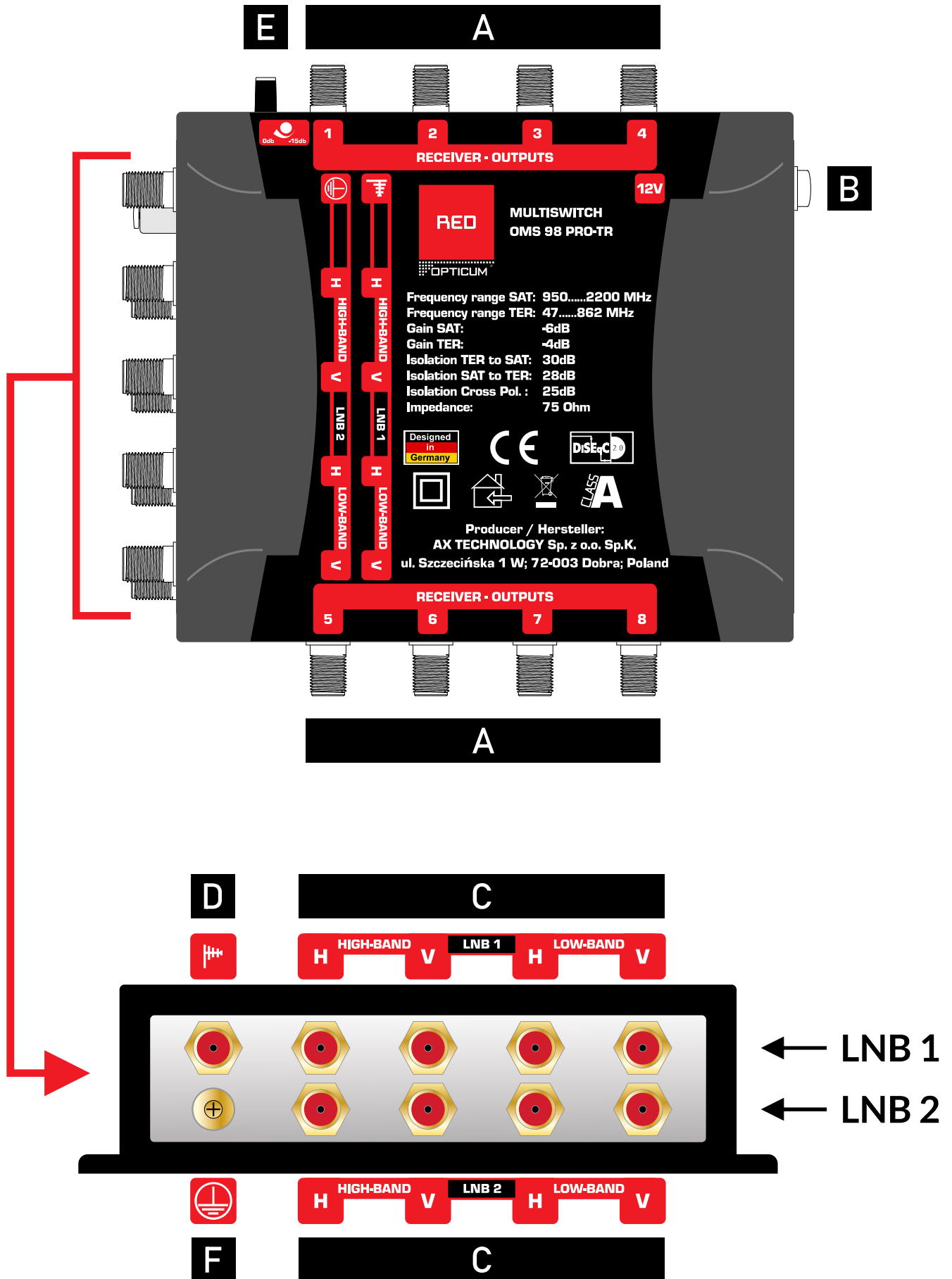
- A** 1 2 RECEIVER OUTPUTS
- B** 12V POWER SUPPLY
- C**
 - H HIGH-BAND LNC INPUT: H HIGH-BAND (17V / 22 kHz)
 - V HIGH-BAND LNC INPUT: V HIGH-BAND (13V / 22 kHz)
 - H LOW-BAND LNC INPUT: H LOW-BAND (17V / 0 kHz)
 - V LOW-BAND LNC INPUT: V LOW-BAND (13V / 0 kHz)
- D** TERR TERRESTRIC INPUT (UKW/DAB+/DVB-T2)
- E** 0db -15db TERRESTRIC REGULATOR (0 db -15 dB)
- F** ⊕ GROUND


The multiswitches **SERIES 5x** are **Quattro-LNC** & **Quad-LNC** compatible. So you can use both LNC versions at the LNC inputs. Notice to the correct connection when using a **Quattro-LNC**.

CONNECTION ON MULTISWITCH OMS 58 PRO-TRQ



CONNECTION ON MULTISWITCH OMS 98 PRO-TR







OPTICUM[®]

